

Mud Sucker®  
Diaphragm Pumps

**B-DD™ Series**

Solids Crushing

**DOUBLE**  
Diaphragm Pumps

3B-EC-DD™ - 3"

4B-EC-DD™ - 4"

**FEATURES**

Available with a 3" or 4" connection

Solids handling up to 1¾"

Exclusive Wastecorp design


Few moving parts for low cost of ownership

Specialty drive systems available (air driven, hydraulic)

**PROFESSIONAL**



**WASTECORP.**  
Pumps®  
**PROFESSIONAL**



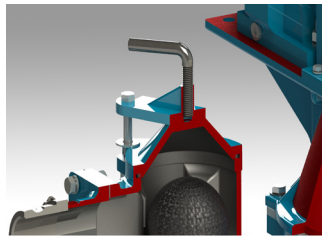
Double diaphragm pump guards removed for clarity. Never operate pump without guards in place.  
Shown with optional pullastion dampening air chamber.

**THEY DON'T CALL IT THE PUMP WITH ATTITUDE FOR NOTHING.**

**THE B-DD™ SERIES FOR PROFESSIONAL APPLICATIONS.**

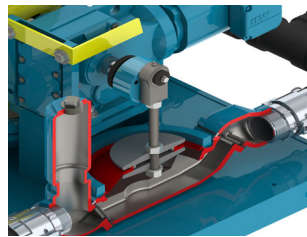
Pumping applications like municipal wastewater treatment, mine dewatering, drilling mud pumping and assembly line food processing waste transfer require the right equipment to help keep you productive with maximum uptime. Meet our flagship double diaphragm pump, the B-DD Series. This quad ball valve design is designed specifically for tough solids, and higher slurry volumes up to 220 GPM. With customized options like piping design and stainless steel components, you get the pump you need for your specific space.

Professional Double Diaphragm Pumps for Solids Handling Applications



**QUAD CHECK VALVE DESIGN**

With four solids crushing valve chambers your Mud Sucker double diaphragm pump captures slurries and solids and sent them on there way.



**HIGH PERFORMANCE VELOCITY CHANNEL**

Get a pump that recognizes your fluid. The Mud Sucker velocity channel adapts to over 150 slurry and solids combinations for high performance pumping.



**BUILD YOURS**

All pumping applications have different needs. You customize your Mud Sucker B-DD with your application's specific needs. Options include stainless steel or bronze components and more.

**WHAT THIS MEANS TO YOU.**

Forget about clogs or pump overload. You get the peace of mind knowing that the Mud Sucker is up to the task.

A pump that conforms to your application instead of the other way around. No more wasted time and money on trying different kinds of pumps.

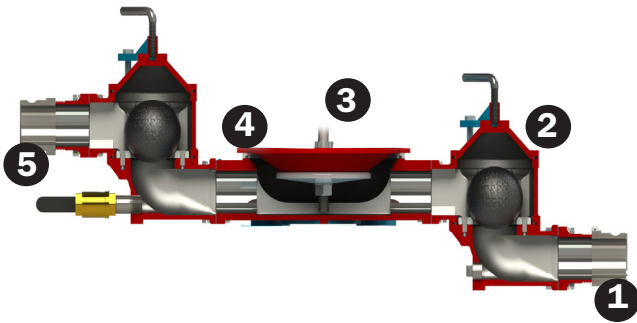
Improved productivity and lower operating costs because the pump is designed specifically for your environment.

**MUD SUCKER® DIAPHRAGM PUMPS THE PUMP WITH ATTITUDE.**

**wastecorp.com**

## How The Mud Sucker B-DD™ Series Works

Professional Solids Handling Double Diaphragm Pumps



- 1** 3" or 4" inlet sucks in maximum spherical solids of 1¾".
- 2** Suction valve chamber crushes all kinds of debris laden waste or makes slurry more manageable.
- 3** Pump rod and crank arm ensures consistent flow and performance.
- 4** High performance diaphragms handle all sorts of fluids including waste oil, mining waste, coal slurry, raw sewage, food processing waste and more.
- 5** The discharge valve chamber sends slurry and solids on their way with added solids crushing performance.

Manufactured in North America.  
Country/region specific models are available worldwide.

### CONFIGURATION OPTIONS



**B-DD™ Remediation Series**  
Custom remediation collection systems for oil spill clean up, back up sewage systems and chemical spills. Tanks sizes available up to 2035 gallons.

Click the link below to learn more:  
<http://www.wastecorp.com/mudsucker/oil-spill.html>



**B-DD™ Trailer Mounted Series**  
Take a Mud Sucker B-DD and add a DOT approved trailer and custom welded hose bin and you have the ultimate mobile pump out.

Click the link below to learn more:  
<http://www.wastecorp.com/mudsucker/b-dd-tr.html>

## Mud Sucker® Diaphragm Pumps

Toll-Free  
1.888.829.2783

E-mail  
[info@wastecorp.com](mailto:info@wastecorp.com)

Performance Range	3" Pump	4" Pump
Max. capacity	160 GPM	220 GPM
Max. suction lift	20' vertical or 100' horizontal	
Max. discharge head	50' vertical or 500' horizontal	
Solids handling	1¼" dia or 50% by volume	1¾" dia or 50% by volume

Pump Specifications	3" Pump	4" Pump
Suction inlet/outlet size	3"	4"
Max. liquid temperature	140 °F (60 °C) continuous	140 °F (60 °C) continuous
Pump body casing	Cast iron	Cast iron
Diaphragm	13" dia. thermoplastic elastomer (santoprene)	14 ¾" dia. thermoplastic elastomer (Santoprene)
Ball valves	4.5" dia. urethane with steel core	5-1/8" dia. urethane with steel core
Clamping plates	Cast iron	Cast iron
Crank assembly	Steel	Steel
Bearing	Needle roller	Cam follower
Valve seat	Cast iron (stainless steel and bronze available)	Cast iron (stainless steel and bronze available)
Valve cover	Cast iron	Cast iron
Pump rod	Steel	Steel
Gaskets	Buna-N & Vegetable Fiber	Buna-N & Vegetable Fiber
Elbow	Cast iron	Aluminum
Lubrication	Alemite grease fitting	Alemite grease fitting
Gearbox	SEW Eurodrive or Siemens	SEW Eurodrive or Siemens

### Motor specification (specify at time of order)

#### 3" Pumps

Description	Part No.	Motor Option
Standard motor (TEFC)	62546-00	5 hp, 1800RPM/3/60/230-460
Single phase (TEFC)	62546-10	5 hp, 1800RPM/1/60/115-230
Explosion proof (three phase, TEXP)	62546-20	5 hp, 1800RPM/3/60/230-460
Explosion proof (single phase, TEXP)	62546-30	5 hp, 1800RPM/1/60/115-230

#### 4" Pumps



















Description	Part No.	Motor Option
Standard motor (TEFC)	61736-00	7.5 hp, 1800RPM/3/60/230-460
Single phase (TEFC)	61736-10	7.5 hp, 1800RPM/1/60/115-230

  
**WASTECORP.**  
**Pumps®**  
**OEM Manufacturer**

The pump depictions are not meant to be used or relied upon as a substitute for the safety and use information that is published in the respective operator's manual. Before operating your diaphragm pump, read, understand and follow all instructions in the manual and on the pump. Specifications and programs are subject to change without notice. Images may not reflect dealer inventory and/or unit specifications. Wastecorp, Mud Sucker and globes are trademarks of Wastecorp, WPCI Environmental Brands. No reproduction of this document without permission. © Wastecorp.



# ACCESSORIES

Part no.	Description	Part no.	Description
 19022-00	<b>Recommended!</b> Pressure relief valve, bronze set at 40 psi	 61315-00	Wheel mount kit with handles
 61687-00	Basic spare parts kit (diaphragm and flappers)	 61292-00	Mobility package, trolley style, 16" pneumatic tires, 2200 lb cap. chassis. Available with ATV connection package
 61689-00	Comprehensive spare parts kit (diaphragm, flappers gaskets, weights and hardware)	 61745-00	Custom trailer mounted model (off road, non-DOT), single axle, 2" ball hitch
 60723-00	Non-collapsible EPDM hose 2"x20'. Camlocks included	 Various	Wet section coatings for specific applications
 51334-10	Discharge hose, lay flat (brown) 2"x50'. Camlocks included	 60535-00	Suction and discharge air chamber with nipple and manifold
 34383-00	Stainer, sq. hole (solids) 2" FNPT	 61245-00	Clear swing check valve 2" FPTx FPT
 Various	Trailer mounted pump and containment system up to 5000 gallons. DOT approved highway package standard.	 Various	Waste containment system, with you choice of tank, hosing and pump mount
 60270-00	Camlock fitting 3" alum. (part A)	 60506-00	The Gulper™ Suction tool No more bending
 62975-00	3" three-way brass valve assembly (Suction and discharge)	 63201-00	Flange extension, 3B-inline