

SLUDGE PRO®
DOUBLE DISC PUMPS
3DDWP-SS™

BENEFITS

TRANSFER FROM
0-165 GPM

PUMP UP TO 2½" SOLIDS

MAX. HEAD TO 184'
(80 PSI)

NO REGULAR
MAINTENANCE
REQUIRED

TWO YEAR LIMITED
WARRANTY*

IDEAL FOR ABRASIVE,
VISCOUS AND SHEAR
SENSITIVE MEDIA

RUNS DRY = NO DAMAGE

SELF PRIMING PUMP

HIGHER OPERATING
PRESSURE

NEXT GENERATION DISC
PUMP TECHNOLOGY

*Contact factory for warranty details.

WASTECORP.COM

CLACK VALVE
SOLIDS MANAGEMENT TECHNOLOGY



Patent Pending

ADVANCED CLACK VALVE DISC PUMPS.

Sludge Pro® clack valve 3DDWP disc pumps use innovative smart technology to elevate double disc pumps to a new level. Wastecorp clacks withstand the rigors of daily pumping at municipal WWTP's, food processing facilities and other industrial sludge pumping applications. Plus, Sludge Pro Pumps are operator and maintenance friendly. No regular maintenance required.

SLUDGE PRO® 3DDWP - DOUBLE DISC PUMPS



Advanced Smart Clack Solids Management Technology


- Unobstructed flow path allows sludge and solids to efficiently transfer through the pump
- Self-valving clack flexes open to pass solids up to 2 ½"
- Advanced non-slamming properties reduces pulsation and increases efficiency



Innovative Trunnion Options

Not all pumping applications are alike, that's why Wastecorp offers you the right elastomer for your application including:

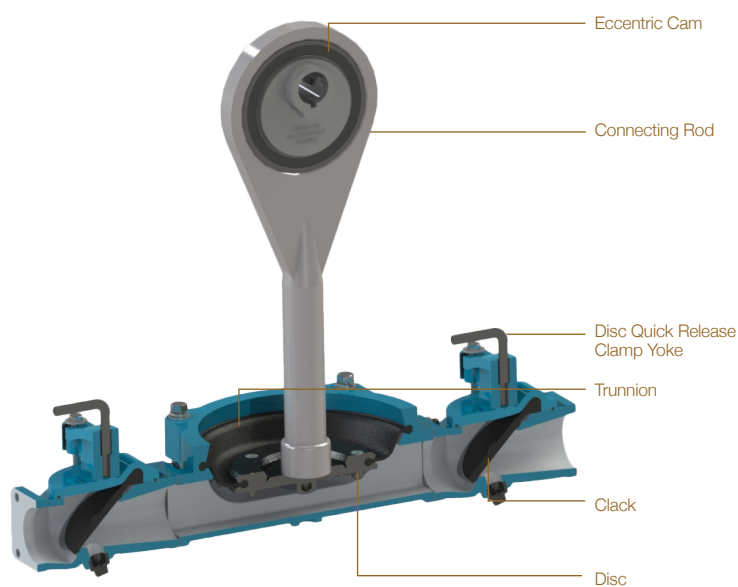
- Santoprene®
- Teflon®
- Buna-N®
- Nordel®
- Viton®
- Neoprene



Pressure Sensor Assembly

Provides safe protection against dead heading, closed valves or other discharge blockages that can damage the pump. Also permits direct charging of pulsation dampener and access for cleaning.

CUT AWAY



TECHNICAL SPECIFICATIONS

Model	Sludge Pro® 3DDWP
Connection Size	3" 150# Flanged
Typical Flow Range	0-165 GPM
Solids Handling	Max 2½"
Displacement	1.5 gal/rev
Max. Suction Lift	25'
Max. Discharge Head	184' (80 psi) (5.1 bar)
Max. Liquid Temp.	350°F (176°C)
Operating Speed	up to 110 RPM

MATERIALS OF CONSTRUCTION

	Standard	Optional
Trunnion	Neoprene (TPE) 0°F to 200°F	Santoprene -40°F to +225°F Buna-N® +10°F to +180°F Viton® -40°F to +350°F Teflon® (PTFE) +40°F to +220°F Nordel® -60°F to +280°F
Discs	Ductile Iron, ASTM A 536, Grade 65-45-12	
Clack Valve	Neoprene	Viton, EPDM
Sectionalized Construction	Cast Iron ASTM A48 Class 30	See Coating Options Below
Pedestal	Ductile iron ASTM A 536, Grade 65-45-12	
Eccentric Cam	Ductile iron ASTM A 536, Grade 65-45-12	
Drive Shaft	400 Series SS	
Connecting Rod	Ductile iron ASTM A 536, Grade 65-45-12	
Base Frame	Heavy Duty Fabricated Steel	304SS, Galvanized Steel, 316 SS

DRIVE SYSTEM OPTIONS

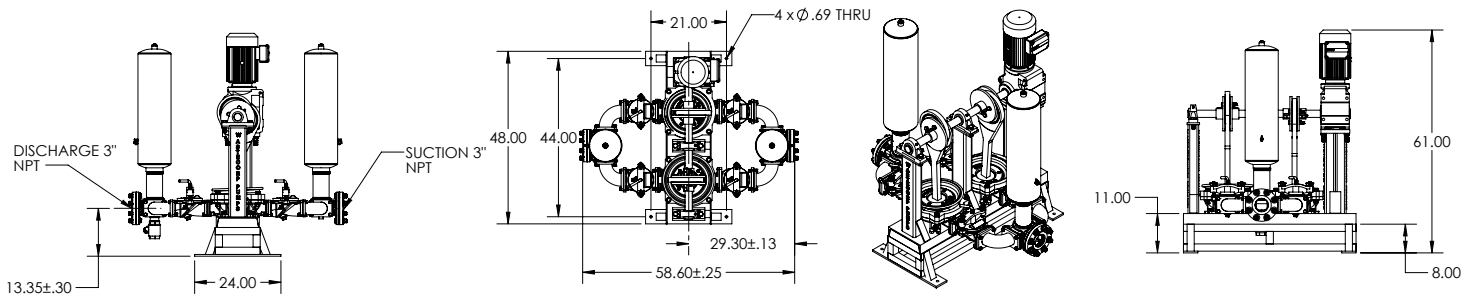
Direct Dive	Electric Motor
Optional	Air, hydraulic, belt driven
Engine Driven	Gas or diesel

Note: Consult factory for applications exceeding maximum pressure and/or temperature indicated.

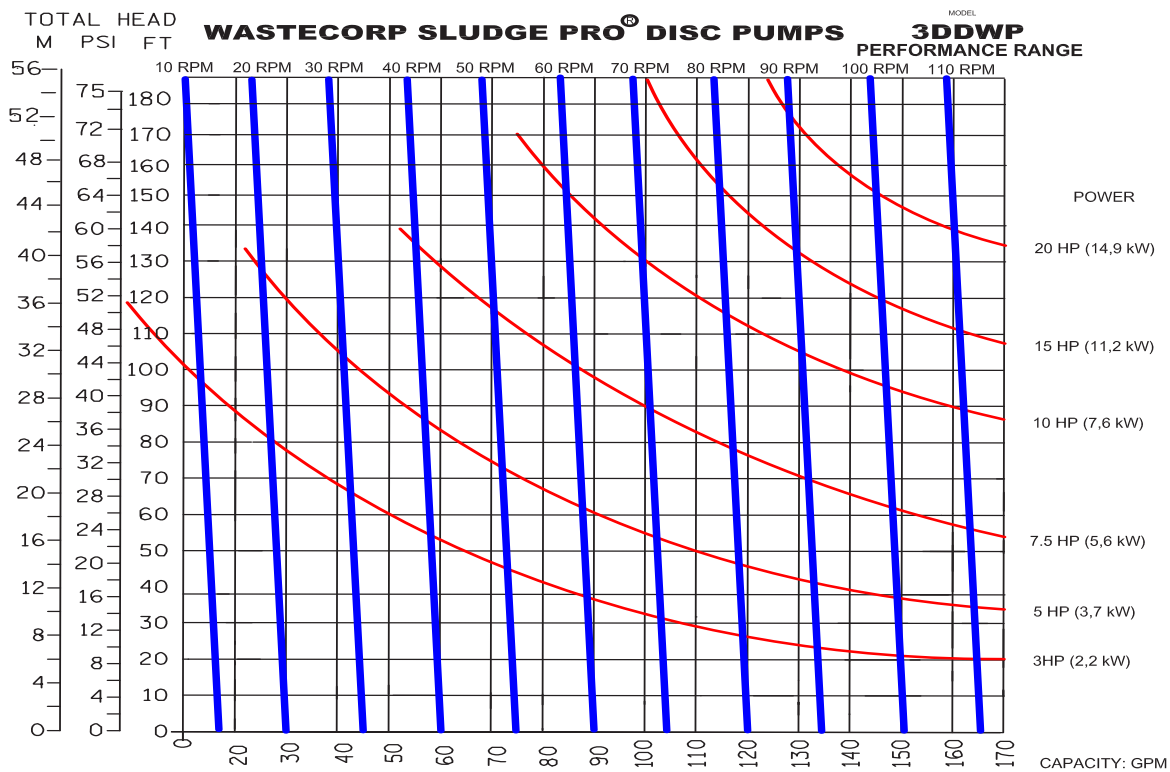
WETTED CASTING COATING OPTIONS

Xylan, ETFE / PTFE, Dura-S, Nitrile, Neoprene, Nordel, Viton, Hypalon

DIMENSIONAL DRAWING



PUMP CURVE



SUCTION LIFTS

Dry Prime Static Suction Lift: 25' (7.62m)
Wet Prime: 25" Hg 28.4' (8.6m)

CURVE NO.: 63909-00 **MODEL:** 3DDWP

SIZE: 3" x 3" **RPM:** VARIOUS

SP. GR.: 1.0 @ 68°F

Displacement Per Stroke: 1.50 Gal/Revolution

Sludge Pro® and Wastecorp® are registered trademarks of Wastecorp (WPCI).
Specifications and illustrations are subject to revision without notice. Wastecorp is not liable for any incompleteness or inaccuracies.
Wastecorp is not liable for any consequential, incidental or indirect damages relating to these specifications or their use.

Curve based on water (specific gravity = 1.0), with 10 foot static lift.
The performance curve shown were taken from actual tests of standard production pumps, and reflect an average performance of the pump indicated.

REV. DS 4/2015