

WASTECORP® HONEY WAGONS

HW 1635™ Series

- Septic Pumping
- Remediation
- Waste Oil Containment

FEATURES

TRIPLE AXLE STABILITY
TO MANAGE FULL TANK
LOADS

OVER FIVE PUMP OP-
TIONS FOR UP TO 80
GPM WASTE TRANSFER

MUD SUCKER PUMP
TECHNOLOGY
STANDARD

PUMPS WASTE
CONTAINING SOLIDS †

DOT APPROVED TRIPLE
AXLE TRAILER

EASY REAR DISCHARGE

16" FILL PORT

FDA APPROVED TANK
FOR POTABLE WATER

HEAVY DUTY HOSE BIN

OPTIONAL ACCESSORIES

† See pump specifications for solids handling information.



HIGH VOLUME LIQUID WASTE TRANSFER MADE EASY.

When we went to work to design the all new 1635 gallon honey wagons, we kept the interests of septic pumpers, waste oil transfer customers and municipalities requiring back-up sewage pumping services in mind. The end result is a high performance honey wagon with plenty of features to help you pump solids and liquid waste with ease.

PROFESSIONAL PUMP SYSTEMS USING MUD SUCKER® TECHNOLOGY - THE WASTECORP ADVANTAGE.



TRIPLE AXLE DURABILITY

When managing full tank loads, nothing beats the stability of a triple axle trailer. The best part is, your pump out system is designed and manufactured by Wastecorp in North America.



EXCLUSIVE MUD SUCKER® DIAPHRAGM PUMP TECHNOLOGY

The pump industry's top rated diaphragm pump, the Mud Sucker, is designed with award winning features to help you pump smarter. The Mud Sucker is only available on Wastecorp Honey Wagon systems.




CONVENIENCE PACKAGE

Rear discharge drain for easy disposal, plus DOT approved lighting package and electric brakes.

HW 1635™ Series

- Septic Pumping Systems
- Remediation
- Waste Oil Containment

YOUR HONEY WAGON FEATURES EXCLUSIVE MUD SUCKER® DIAPHRAGM PUMP TECHNOLOGY**OPTIONAL EQUIPMENT FOR HIGH VOLUME WASTECORP HONEY WAGONS****ELECTRIC START ENGINE**

Make starting and stopping your pump easy with an auto-start feature with oil alert.

**LOCKING HOSE STORAGE**


Heavy duty corrosion resistant storage bins allow you to lay hoses flat. The bins lock for added security.

**LOCKING STORAGE BIN**

Store accessories and tools in this high capacity corrosion resistant storage bin. Mounts on the fender (Installed by factory).

**FIRE EXTINGUISHER**

Add safety to your pump out and job site with a heavy duty fire extinguisher.

**AUTOMATED JACK SYSTEM**

Lower or raise your honey wagon at the touch of a button.

Performance Range	2" Pump	3" Pump
Max. capacity	18 GPM	80 GPM
Max. suction lift	20' vertical or 75' horizontal	20' vertical or 75' horizontal
Max. discharge head	50' vertical or 300' horizontal	50' vertical or 300' horizontal
Solids handling	1½" dia or 50% by volume	2.25" dia or 50% by volume

Pump and Motor Specifications	2" Pump	3" Pump
Suction inlet/outlet size	1.5" or 2"	3"
Max. liquid temperature	140 °F (60 °C) continuous	140 °F (60 °C) continuous
Pump body casing	Aluminum	Aluminum
Diaphragm	7" dia. fabric reinforced Buna-N	13" dia. thermoplastic elastomer (Santoprene)
Flapper valves	Fabric reinforced Viton	Reinforced HNBR
Crank arm	Steel	Steel
Bearing	Cam follower	Cam follower
Check valve seat	Aluminum	Aluminum
Pump rod	Steel	Steel
Gaskets	Neo-nylon	HNBR (Integral)
Inlet/outlet flanges	Aluminum	Aluminum
Lubrication	Alemite grease fitting	Alemite grease fitting
Gearbox	SEW Eurodrive or Siemens	SEW Eurodrive or Siemens
Motor specification (standard)	1 hp, 1800 RPM, 3 phase- 60 Hz 230/460V	3HP; 3Ph; 60Hz; 230-460V [or 360-575V]; 1800RPM
Optional drive systems (specify at time of order)	Gas, diesel, explosion proof, DC, air and hydraulic	Gas, diesel, explosion proof, DC, air and hydraulic

Trailer Specifications

Style	Flat deck
Hitch Connection	2-5/16" ball or 3" pintle hook
Protection	Galvanized
GVWR	24,000 lbs
Axle	Triple 14,000 lbs
Wheels	Dual rim
Brakes	Electric
Lighting	Government approved for highway use
Wiring	7-way tow harness

Elliptical Tank Specifications

Tank material	Polyethylene white. (steel available)
Fill opening size	16" dia.
Drain size	2" dia
Wall thickness	1/2" poly (call for steel thickness)
FDA compliant for potable water	Yes

HW 1635™ Series

- Septic Pumping Systems
- Remediation
- Waste Oil Containment





Model Options

2" Pumps

Base Mounted (Stationary)


System Includes a 1635 gallon tank, professionally welded frame and hose rack, all hosing (discharge and non-collapsible suction) and a Mud Sucker® Diaphragm pump out system.


Part #	Model#	Description
 64250-00	HW-1635™ 2S Series (Engine)	1635 gallon tank, engine driven. With Mud Sucker 2FA-M Series 2" Pump

 64246-00	HW-1635™ 2S Series (Electric)	1635 gallon tank, electric driven. With Mud Sucker 2FA-EC Series 2" Pump
-------------------------------------------------------------------------------------------	-------------------------------	--------------------------------------------------------------------------

DOT Approved Trailer Models (Highway Use)

System Includes a 1635 gallon tank, electric brakes, DOT lighting package, fully galvanized dual axle trailer and deck for enhanced corrosion resistance, premium welded hose rack, all hosing (discharge and non-collapsible suction) and a Mud Sucker® diaphragm pump out system.


Part #	Model#	Description
 64250-20	HW-1635™ 2DT Series (Engine)	1635 gallon tank, engine driven. With Mud Sucker 2FA-M Series 2" Pump


 64246-20	HW-1635™ 2DT Series (Electric)	1635 gallon tank electric driven With Mud Sucker 2FA-EC Series 2" Pump
---------------------------------------------------------------------------------------------	--------------------------------	------------------------------------------------------------------------

3" Pumps

Base Mounted (Stationary)


System Includes a 1635 gallon tank, professionally welded frame and hose rack, all hosing (discharge and non-collapsible suction) and a Mud Sucker® Diaphragm pump out system.

Part #	Model#	Description
 64254-00	HW-1635™ 3S Series (Engine)	1635 gallon tank, engine driven With Mud Sucker 3FA-M Series 3" Pump

 64262-00	HW-1635™ 3S Series (Electric)	1635 gallon tank, electric drive, with Mud Sucker 3FA-EC Series 3" Pump
--------------------------------------------------------------------------------------------	-------------------------------	-------------------------------------------------------------------------

DOT Approved Trailer Models (Highway Use)


System Includes a 1635 gallon tank, electric brakes, DOT lighting package, fully galvanized dual axle trailer and deck for enhanced corrosion resistance, premium welded hose rack, all hosing (discharge and non-collapsible suction) and a Mud Sucker® diaphragm pump out system.

Part #	Model#	Description
 64254-20	HW-1635™ 3DT Series (Engine)	1635 gallon tank, engine driven With Mud Sucker 3FA-M Series 3" Pump

 64262-20	HW-1635™ 3DT Series (Electric)	1635 gallon tank electric driven with Mud Sucker 3FA-EC Series 3" Pump
----------------------------------------------------------------------------------------------	--------------------------------	------------------------------------------------------------------------


Storage Cage


Your 2" or 3" Wastecorp HW-1600 series includes a heavy duty storage bin. This is ideal for pump users who travel on public roads. The storage cage makes it easier to secure hoses and accessories when travelling.

Part #	Description
 62449-00	Premium welded storage cage mounted on the fender of your honey wagon


We Recommend You Consider...

Spare Parts Kits


Part #	Description
 61285-00	Genuine OEM Mud Sucker Basic Spare Parts Kit. Diaphragm and flappers only

 61284-00	Genuine OEM Mud Sucker Comprehensive Spare Parts Kit. Includes diaphragm, flappers, gaskets, weights and hardware
---------------------------------------------------------------------------------------------	-------------------------------------------------------------------------------------------------------------------

Marine





Part #	Description
 62465-00	Marine hose adapter w/90 nozzle ball valve, check valve and marine adapter

Recreational/Campground

Part #	Description
 61387-00	Universal RV sewer adapter kit. 3" Valterra fitting O/E and 2" male camlock

Industry Specific Accessories

Septic, Waste Oil Collection and Containment

Part #	Description
 63244-00	Suction wand 2"x24"l w/90 & male cam o/e
 63245-00	Suction wand 2"x36"l w/90 & male cam o/e
 62672-00	Suction wand 2"x48"l w/90 & male cam o/e
 63100-00	Hose reel, Bevel Crank (fits up to 2"x50' non-collapsible. Includes Base modification