

WASTECORP® HONEY WAGONS

HW 500-700 Gallon™

- Septic Waste
- Black/Grey Water Pump Out
- Waste Oil Pumping/Containment

FEATURES

ELECTRIC OR ENGINE
PUMP MODELS

30 FT SUCTION NON-
COLLAPSIBLE EPDM
(GRN/BLK) HOSE

LED LIGHTING PACKAGE

MUD SUCKER PUMP
TECHNOLOGY
STANDARD

DOT APPROVED TRAILER
STANDARD ¥

TRAILER MOUNTED OR
SKID MOUNTED

ISO 9001/14001
CERTIFIED
MANUFACTURER



DOT compliant model shown.

**THE MORE YOU USE IT,
THE MORE YOU'LL LOVE IT.**

Get serious about your septic pumping application with the 525-725 gallon honey wagon and remediation systems from Wastecorp Pumps. You select from 525 gallon or 725 gallon waste tank sizes. This honey wagon series is designed for higher volume, higher traffic, marine and campground pumping services. You have the option of equipping the HW-525-725 with peristaltic and vacuum assist pumps. Get the advantage of Wastecorp pump design, engineering and manufacturing right here in North America.

PROFESSIONAL PUMP SYSTEMS USING MUD SUCKER® TECHNOLOGY - THE WASTECORP ADVANTAGE.



SKID MOUNTED AVAILABLE

If a skid mounted unit is more appropriate for your application you have the option of selecting from a variety of mounting configurations. Just tell us what you're using it for.



PREMIUM COMPONENTS

Your honey wagon investment is backed by top industry rated components and standard spill proof attachments. Plus your pump out ships with application specific components at no extra charge.



ITS ALL ABOUT THE DESIGN

No detail gets overlooked in the production of your honey wagon. Our premium welded trailers are designed to adapt to full tank loads, making for a more stable pump out.

HW 500-700 Gallon™

- Septic Waste
- Black/Grey Water Pump Out
- Waste Oil Pumping/Containment



525 gallon polyethylene waste tank

Premium welded hose and accessory bin*

Premium non-collapsible hosing

Exclusive Mud Sucker pump technology manufactured by Wastecorp standard.


Galvanized trailer for the ultimate in corrosion resistance*

DOT approved trailer package with LED lighting and electric brakes**




Your choice of 3" pintle hook or 2-5/16" ball hitch


OPTIONAL EQUIPMENT FOR 525-725 GALLON WASTECORP HONEY WAGONS




ELECTRIC START ENGINE
Make starting and stopping your pump easy with an auto-start feature with oil alert.




LOCKING HOSE STORAGE
Heavy duty corrosion resistant storage bins allow you to lay hoses flat. The bins lock for added security.




LOCKING STORAGE BIN
Store accessories and tools in this high capacity corrosion resistant storage bin. Mounts on the fender (Installed by factory).




FIRE EXTINGUISHER
Add safety to your pump out and job site with a heavy duty fire extinguisher.




AUTOMATED JACK SYSTEM
Lower or raise your honey wagon at the touch of a button.



POTTY WAND
Make servicing portable toilets or pumping out lagoons or waste oil more efficient.



UNIVERSAL RV SEWER ADAPTER
Connects to any RV or camper sewer connection for leak free pump outs.



UNIVERSAL MARINE ADAPTER
Pump out any size vessel quickly with this premium pump out nozzle.

Performance Range	2" Pump	3" Pump
Max. capacity	20 GPM	80 GPM
Max. suction lift	20' vertical or 75" horizontal	20' vertical or 75" horizontal
Max. discharge head	50' vertical or 300' horizontal	50' vertical or 300' horizontal
Solids handling	1½" dia or 50% by volume	2.25" dia or 50% by volume

Pump and Motor Specifications	2" Pump	3" Pump
Suction inlet/outlet size	1.5" or 2"	3"
Max. liquid temperature	140°F (60°C) continuous	140°F (60°C) continuous
Pump body casing	Aluminum	Aluminum
Diaphragm	7" dia. fabric reinforced Buna-N	13" dia. thermoplastic elastomer (Santoprene)
Flapper valves	EPDM	Reinforced HNBR
Gaskets	Neo-nylon	HNBR (Integral)
Inlet/outlet flanges	Aluminum	Aluminum
Gearbox	SEW Eurodrive or Siemens	SEW Eurodrive or Siemens
Motor specification (standard)	Select from 1 ph/3 ph/EXP, gas, diesel, air or hydraulic	Select from 1 ph/3 ph/EXP, gas, diesel, air or hydraulic

Trailer Specifications	
Hitch Connection	2" ball or 3" pintle hook
Axle	Tandem axle
Brakes	Electric
Wiring	7-way tow harness
Lighting	LED lighting package

Horizontal Leg Tank Specifications	
Tank material	Polyethylene white. (steel available)
Fill opening size	16" dia.
Drain size	2" dia
Wall thickness	1/2"
525 gallon dimensions	49" W x 71" L x 54" H
725 gallon dimensions	49" W x 101" L x 54" H

HW 500-700 Gallon™



- Septic Waste
- Black/Grey Water Pump Out
- Waste Oil Pumping/Containment

We Recommend You Consider

If you have a Corrosive or Salt Water Application


Part #	Description
60633-08	Stainless steel weights, check valve seats, viton gaskets
60452-06	Clamping plate, 304 Stainless steel
62678-60	Corrosive Fluid Fighter Package: Wet section coated with Epoxy coating

Spare Parts Kits

Part #	Description
 61285-00	Genuine OEM Mud Sucker Basic Spare Parts Kit. Diaphragm and flappers only.
 61284-00	Genuine OEM Mud Sucker Comprehensive Spare Parts Kit. Includes diaphragm, flappers, gaskets, weights and hardware

Industry Specific Accessories





Marine

Part #	Description
 62465-00	Marine hose adapter w/90 nozzle ball valve, check valve and marine adapter

Recreational/Campground

Part #	Description
 61387-00	Universal RV sewer adapter kit. 3" Valterra fitting O/E and 2" male camlock

Septic, Waste Oil Collection and Containment

Part #	Description
 63244-00	Suction wand 2"x24"l w/90 & male cam o/e
 63245-00	Suction wand 2"x36"l w/90 & male cam o/e
 62672-00	Suction wand 2"x48"l w/90 & male cam o/e
 63100-00	Hose reel, Bevel Crank (fits up to 2"x50' non-collapsible. Includes Base modification