



WASTECORP® WATER TRAILERS

**WT-500™ Series**

- 525 Gallon Potable Water Tank

**FEATURES**

525 GALLON TANK

ALL PREMIUM HOSING INCLUDED

HIGH PRESSURE WATER PUMP

ELECTRIC BRAKES AVAILABLE

LED LIGHTING PACKAGE AVAILABLE

MADE AND ASSEMBLED IN NORTH AMERICA

OPTIONAL ACCESSORIES



Wastecorp WT 500 Series water trailer with DOT approved highway package, electric brakes, LED lighting package and fender mount storage system.

## THE PROFESSIONAL CHOICE FOR 525 GALLON WATER TRAILERS

The WT-500 Series is designed for a wide variety of fresh water distribution needs. You can use the WT-500 water trailer for almost any application like watering horse arenas, providing water for public events like marathons, triathlons, street festivals and commercial applications like construction. Your systems includes the latest valve technology using brass and industrial grade fittings and attachments to withstand the realities of punishing daily use. NSF compliant drinking water models also available.

**PROFESSIONAL WATER TRAILERS USING PREMIUM COMPONENTS - THE WASTECORP ADVANTAGE.**

**HIGH QUALITY COMPONENTS**

Your Wastecorp WT-500 Series is designed and engineered with innovative features like standard hose and accessory storage, brass valves, helix hosing and professional water distribution hosing.

**HIGHWAY USE OR OFF ROAD USE**

You have a choice of our WT-500 DT model which is designed for public road use or our WT-500 UT Series which is designed for off road use. Select the system that is best for your water trailer needs. See page 2 for more information.

Wastecorp Pumps USA  
P.O. Box 70  
Grand Island, New York 14072 | USA  
Tel: 888.829.2783 | Fax: 888.883.3320  
sales@wastecorp.com

Wastecorp Pumps Inc.  
50 Shorncliffe Rd  
Toronto, ON M8Z 5K1 | Canada  
Tel: 416.233.3000 | Fax: 416.233.2300  
info@wastecorp.com

Wastecorp Pumps International  
345 W. 85th Street  
New York, NY 10024 | USA  
Tel: 201.445.2882  
techsupport@wastecorp.com

† See pump specifications for solids handling information.

**WASTECORP.COM**



**WT-500™ Series**

- 525 Gallon Potable Water Tank



525 gallon potable water tank using resins that meet FDA specifications

Premium welded hose and accessory bin\*


Premium non-collapsible hosing

Industrial grade brass valves

High pressure water delivery pump (up to 246 GPM)

**Galvanized trailer and deck for the ultimate in corrosion resistance\***

DOT approved trailer package with lighting and electric brakes\*\*





Your choice of 3" pintle hook or 2-5/16" ball hitch


Black tank model shown. This is an option. Translucent is standard equipment.

# Model Options




## Trailer Mounted

Part #	Model#	Description
 63753-00	WT-500™ DT Series (DOT Approved)	525 gallon potable water tank, DOT approved highway trailer with lighting and electric brakes. Pump, hosing, rear spray bar spray nozzle included.
 63753-16	WT-500™ UT Series (Drinking Water)	NSF hoses and fittings for potable water/drinking applications. 525 gallon water tank.

## Base Mounted

Part #	Model#	Description
 63753-10	WT-500™ S Series (Stationary)	525 gallon potable water tank with base mounted (stationary) configuration. Pump, hose rack, hosing, rear spray bar, spray nozzle included.

# ACCESSORIES

Part #	Description
 61664-99	Black tank option for WT-500 Series (all models). Reduces algae growth.
 62664-00	Hose reel assy. Manual hand crank. To fit 3/4"x50 ft. hose
 62620-00	Fire Hydrant Adapter (to fill water tank from a municipal fire hydrant)

# Standard Specifications

Wastecorp TFX® Centrifugal Pump:	Model: TFX-2M (160 GPM) 2" aluminum centrifugal pump powered by a 3.5 HP Honda GX 120 gas engine (manual start)*
Tank	525 USG horizontal polyethylene leg white tank with 16" fill opening and 2" drain connection
Hosing	Qty: 1 - non-collapsible PVC clear/white helix hose with camlocks, 2" x 25 ft. (for spraying and filling tank) with adj. spray nozzle Qty: 1 - Black rubber garden hose, 3/4" x 50 ft with spray nozzle (for watering)
Control Valve Piping System	Complete suction and discharge valve control system
Rear Spray Bar/Dust Control	Rear spray bar manifold assembly with dual adjustable flat spray nozzles for dust control
Stationary Base Models	Fabricated steel stationary skid base with fabricated steel hose stand
DOT Hwy Approved Trailer Models	Tandem Axle, 3500 lb., check plate deck, e-brakes, DOT lighting and license plate holder package, steel fenders, jack stand, safety chains and 3" pintle or 2-5/16" ball hitch, with fabricated steel hose cage, entire steel trailer is galvanized for corrosion protection
Utility (Non-DOT) Trailer Models	Tandem Axle, 3500 lb., tube frame (no deck), steel fenders, jack stand, safety chains and 3" pintle or 2-5/16" ball hitch, with fabricated steel hose stand, entire steel trailer is primed and painted